HSF RoHS

SPECIFICATIONS
Rated Current:5.0AMP
Contact Resistance:20mΩ Max
Withstand Voltage:500V AC/DC
Insulation Resistance:1000MΩ Min
Operation Temperature:−40°c to +105°c

Contact Material:Brass
Contact Plating:Sn Over Ni
Insulator Material:Polyester(UL94V−0)
Standard: LCP
Max.Processing Temp: 230°C for 30−60 seconds
(260°C for 5 seconds)

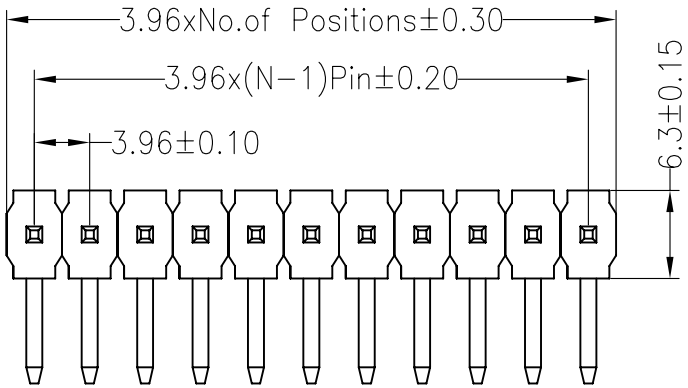

Recommended P.C.B Layout(Top Side)
(PCB BOARD TOLERANCE±0.05)

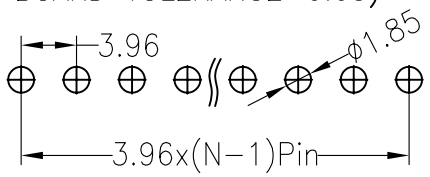

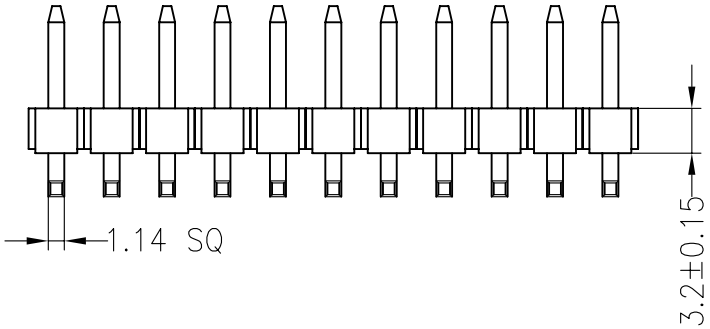

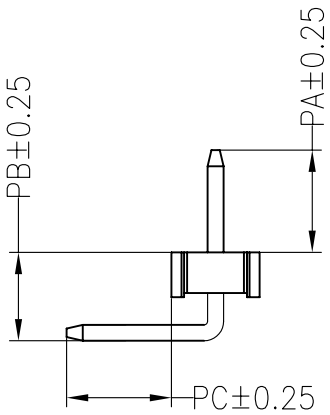

Ordering Information

1932 11 XX F N XX R XXX X 01

- XX: No.of Pins Per Row 1x1~1x20
- F: Insulator Material Option
  - A=BK−PBT
  - B=BK−PA66
  - C=BK−PA6T
  - D=BK−PA46
  - F=BK−LCP
- XX: Contact Plating
  - G0:Gold Flash
  - G2:5U" Gold
  - G3:10U" Gold
  - G4:15U" Gold
  - G5:30U" Gold
  - S0:Gold Flash/Tin
  - SN:Tin
  - SM:Matte−Tin
- XXX: Pin Length
- X: Packing
  - 0=PE Bag
  - A=Tray
  - T=Tube

Dimension antitheses list				
ITEM	PA	PB	PC	L
Standard	8.00	6.50	3.50	20.3
Alternate				

REV	DATE	MODIFICATION DESCRIPTION	CHANGE
A0	2012.04.11	NEW DRAWING	

OPERATION				
X.X	±0.30	DRAW	Ben	12.04.11
X.XX	±0.20	CHECK		
X.XXX	±0.10			
Angle	±3°	APPROVE		
DIM	TOL			

SCALE	FIT
UNIT	mm
SIZE	A4
SHEET	1/1
PROJ.	

BESTCONN(WUHAN) TECHNOLOGY CO.,LTD
https://bscconnector.com/

PART NO.	193211XXFNXXRXXXX01
TITLE:	3.96PH 1xNpin H3.2mm 90°