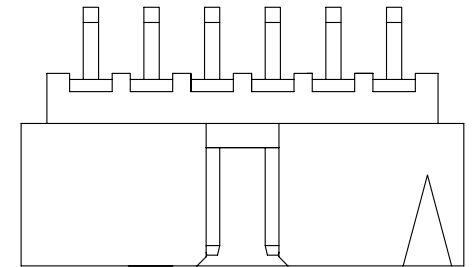
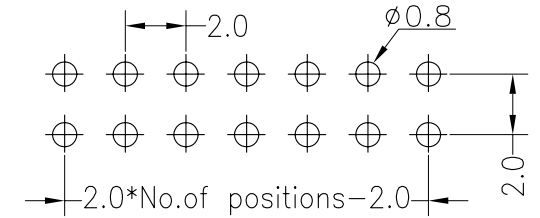
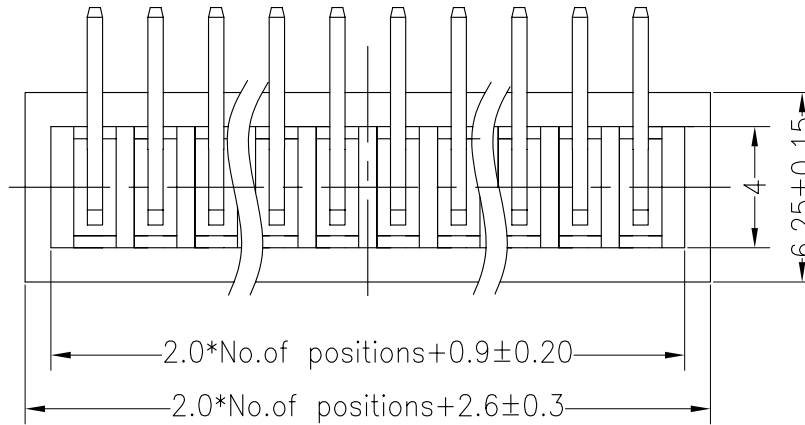


SPECIFICATIONS

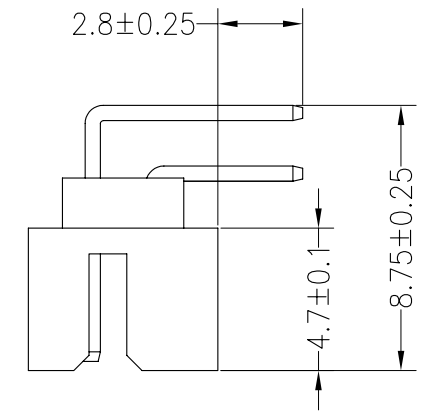
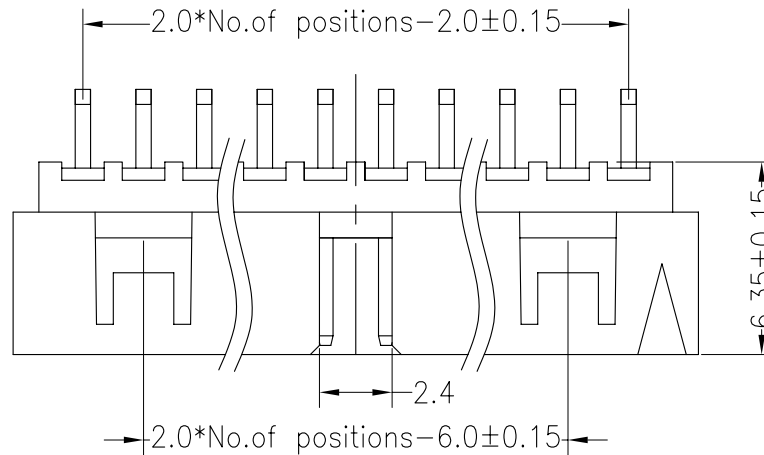
Rated Current:1.5AMP
 Contact Resistance:20mΩ Max
 Withstand Voltage:400V AC/DC
 Insulation Resistance:800MΩ Min
 Operation Temperature:-40°C to +105°C

Contact Material:Brass
 Contact Plating:Au or Sn Over Ni
 Insulator Material:Polyester(UL94V-0)
 Standard: PA6T
 Max.Processing Temp: 230°C for 30-60 seconds
 (260°C for 10 seconds)

Recommended P.C.B Layout(Top Side)
 (PCB BOARD TOLERANCE±0.05)




TYPE FOR 6~12Pin



Ordering Information

3221 XX R XX X B K00 X 01

- No.of Pins: 6--64
- Contact Plating: G0:Gold Flash, G2:5U" Gold, G3:10U" Gold, G4:15U" Gold, G5:30U" Gold, S0:Gold Flash/Tin, SN:Tin
- Insulator Material Option: A=BK-PBT, B=BK-PA66, C=BK-PA6T, D=BK-PA46, F=BK-LCP
- Packing: O=PE Bag, A=Tray, T=Tube, P=Tube+Cap, R=Reel+Cap

				OPERATION		DRAW	YiYuSheng	12.03.28	SCALE	FIT	BESTCONN(WUHAN) TECHNOLOGY CO.,LTD https://bscconnector.com/	
				X.X	±0.30				UNIT	mm		
				X.XX	±0.20	CHECK	SIZE	A4				
A0	2012.03.28	NEW DRAWING		X.XXX	±0.10	APPROVE			SHEET	1/1	PART NO.	3221XXRXXXBK00X01
REV	DATE	MODIFICATION DESCRIPTION		CHANGE	DIM				TOL	PROJ.		TITLE: