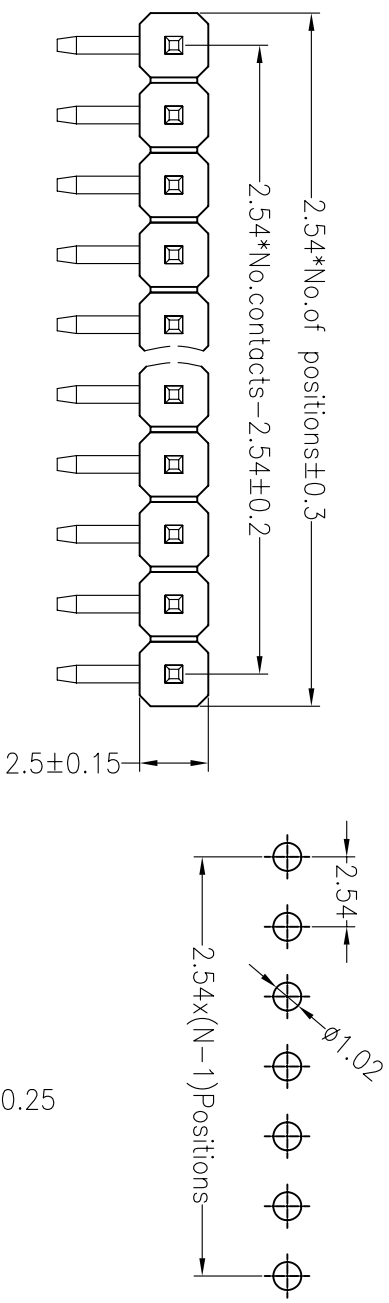


Recommended P.C.B Layout(Top Side)
(PCB BOARD TOLERANCE±0.05)

SPECIFICATIONS
 Rated Current:3.0AMP
 Contact Resistance:20mΩ Max
 Withstand Voltage:1000V AC/DC
 Insulation Resistance:1000MΩ Min
 Operation Temperature:-40°C to +105°C

Contact Material:Brass
 Contact Plating:Au Over Ni
 Insulator Material:Polyester(UL94V-0)
 Standard: PA6T
 Max.Processing Temp: 230°C for 30-60 seconds
 (260°C for 10 seconds)



Ordering Information

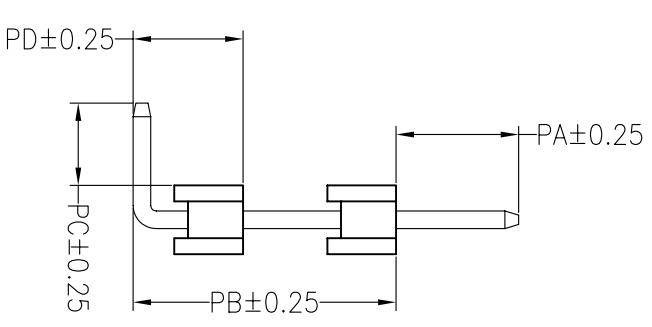
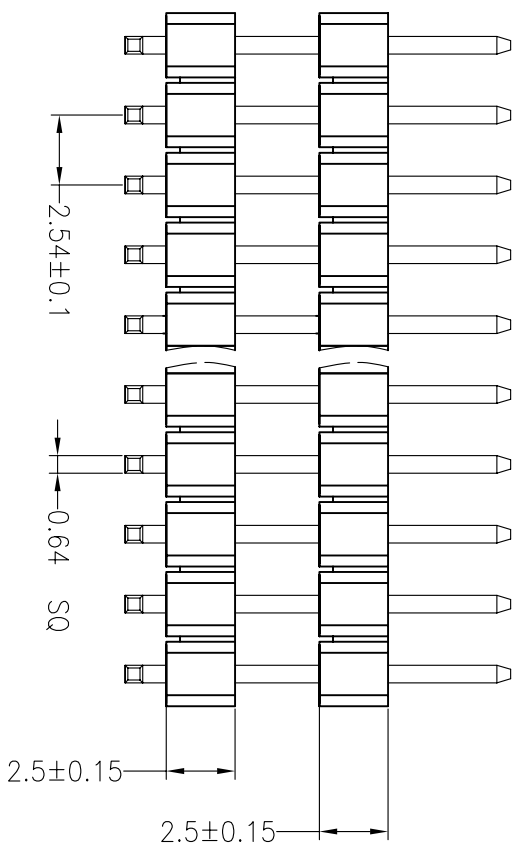
1225-21 XX X N XX R XXX 01

No. of Pins Per Row
 1x40
 2x40
 3x40
 1--40
 2--80
 3--120

Insulator Material Option
 A=BK-PBT
 B=BK-PA66
 C=BK-PA6T
 D=BK-PA46
 F=BK-LCP

Contact Plating
 G0:Gold Flash
 G2:5U" Gold
 G3:10U" Gold
 G4:15U" Gold
 G5:30U" Gold
 S0:Gold Flash/Tin
 SN:Tin

Pin Length
 SQ



Dimension antitheses list				
ITEM	PA	PD	PB	PC
Standard	6.00	4.10		3.00
Alternate				

OPERATION		DRAW		SCALE		FIT		BESTCONN(WUHAN) TECHNOLOGY CO.,LTD https://bsconnector.com/	
X.X	±0.30		YTYuSheng	12.08.02	UNIT	mm	A4		
X.XX	±0.20	CHECK		SIZE	A4	SHEET	1/1	PART NO.	1225-21XXXXXXRXXX01
X.XXX	±0.10	APPROVE		ANGLE	±3°	PROJ.		TITLE:	2.54PH 2*H2.5mm Single 90°
REV	DATE	MODIFICATION DESCRIPTION		CHANGE	DIM	TOL			
1									