

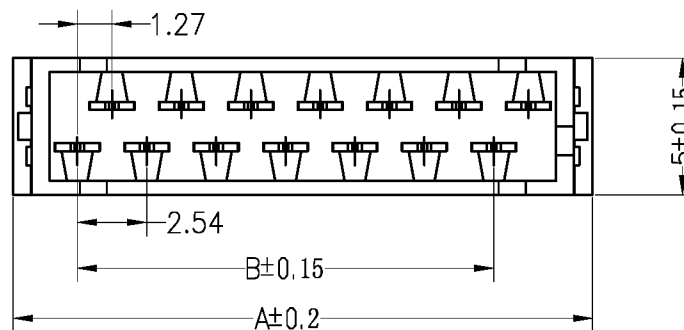
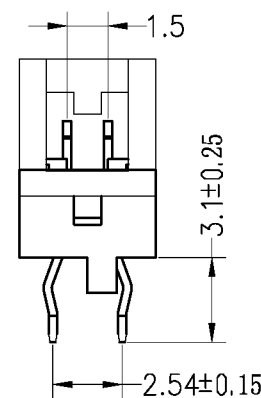
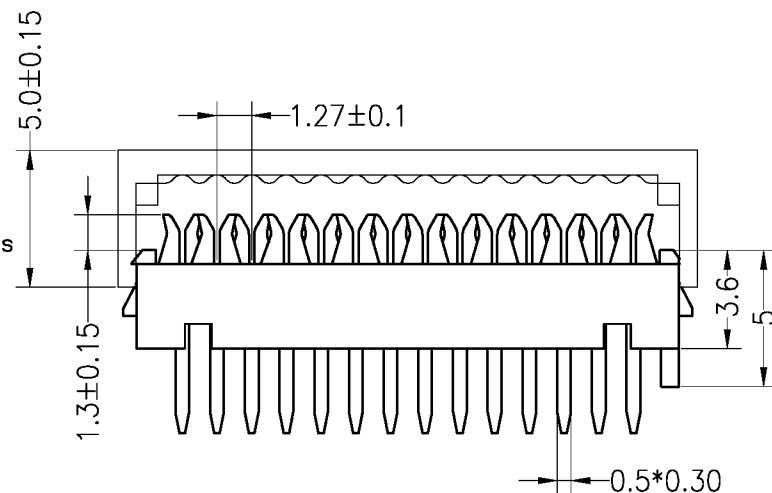
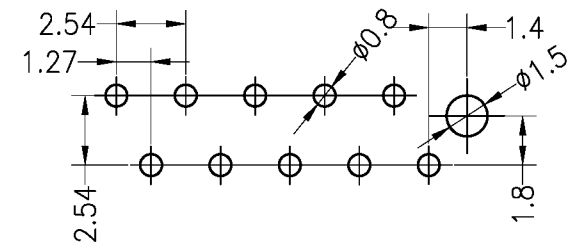
HSF RoHS

SPECIFICATIONS

Rated Current: 1.0AMP
 Contact Resistance: 20mΩ Max
 Withstand Voltage: 500V AC/DC
 Insulation Resistance: 1000MΩ Min
 Operation Temperature: -40°C to +105°C

Contact Material: Brass
 Contact Plating: Sn Over Ni
 Insulator Material: Polyester (UL94V-0)
 Standard: PBT
 Max. Processing Temp: 180°C for 30-60 seconds
 (200°C for 5 seconds)

Recommended P.C.B Layout (Top Side)
 (PCB BOARD TOLERANCE ±0.05)



PINS	A	B
4	8.45	2.54
6	10.99	5.08
8	13.53	7.62
10	16.07	10.16
12	18.61	12.70
14	21.15	15.24
16	23.69	17.78
18	26.23	20.32
20	28.77	22.86
22	31.31	25.40
24	33.85	27.94
26	36.39	30.48

Ordering Information

4000 XX M I SN X N T 04

No. of Pins: 04~26P
 Insulator Material: A=PBT, E=PA46
 Packing: T=Tube

				OPERATION		DRAW	YiYuSheng	12.04.11	SCALE	FIT	BESTCONN(WUHAN) TECHNOLOGY CO.,LTD	
				X.X	±0.30				UNIT	mm	https://bsconnector.com/	
				X.XX	±0.20	CHECK			SIZE	A4	PART NO.	4000XXMISNXNT04
				X.XXX	±0.10				SHEET	1/1	TITLE:	MICRO MATCH DIP Male IDC-Type
REV	DATE	MODIFICATION DESCRIPTION	CHANGE	Angle	±3°	APPROVE			PROJ.	◆		