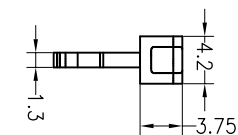
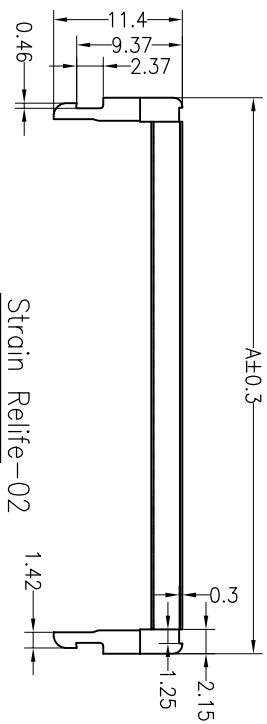
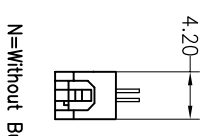
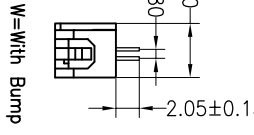
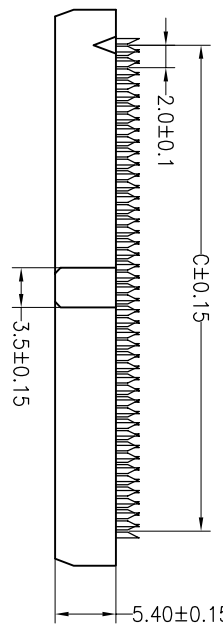
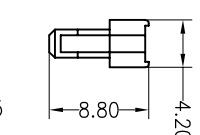
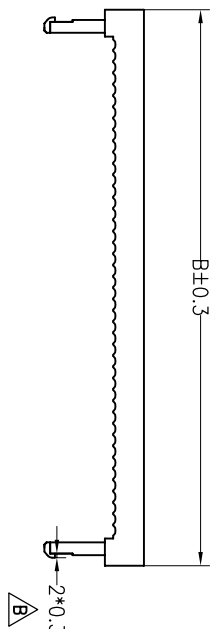


SPECIFICATIONS
 Rated Current: 1.0AMP
 Contact Resistance: 20mΩ Max
 Withstand Voltage: 500V AC/DC
 Insulation Resistance: 1000MΩ Min
 Operation Temperature: -40°C to +105°C

Contact Material: Brass
 Contact Plating: Au or Sn Over Ni
 Insulator Material: Polyester (UL94V-0)
 Standard: PBT
 Max. Processing Temp: 180°C for 30-60 seconds
 (200°C for 10 seconds)



Pin	Dimension mm			
	A	B	C	D
06	11.00	11.20	5.00	4.00
08	13.00	13.20	7.00	6.00
10	15.00	15.20	9.00	8.00
12	17.00	17.20	11.00	10.00
14	19.00	19.20	13.00	12.00
16	21.00	21.20	15.00	14.00
18	23.00	23.20	17.00	16.00
20	25.00	25.20	19.00	18.00
24	29.00	29.20	23.00	22.00
26	31.00	31.20	25.00	24.00
30	35.00	35.20	29.00	28.00
32	37.00	37.20	31.00	30.00
34	39.00	39.20	33.00	32.00
40	45.00	45.20	39.00	38.00
44	49.00	49.20	43.00	42.00
50	55.00	55.20	49.00	48.00
60	65.00	65.20	59.00	58.00
64	69.00	69.20	63.00	62.00
68	73.00	73.20	67.00	66.00
80	85.00	85.20	79.00	78.00

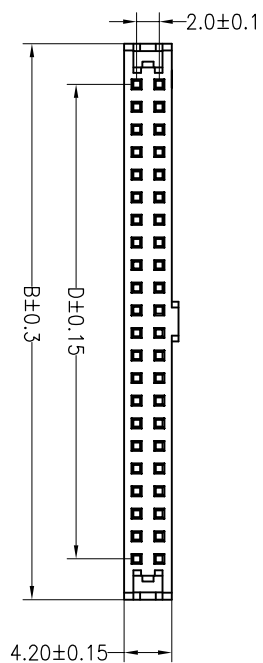


Ordering Information
5323 XX S B XX B X 01

No. of Pins: 06~80P

Contact Plating:
 NO:Gold Flash/Ni
 N1:3U" Gold/Ni
 N2:5U" Gold/Ni
 N3:10U" Gold/Ni
 N4:20U" Gold/Ni
 N5:30U" Gold/Ni
 NI:NI

Option Type:
 W=With Bump
 N=Without Bump



OPERATION		DRAW		SCALE		FIT		BESTCONN(WUHAN) TECHNOLOGY CO.,LTD https://bsconnector.com/	
X.X	±0.30	YYuSheng	16.12.27	UNIT	mm	A4	1/1		
CHECK		APPROVE		SIZE		SHEET		PART NO.	
X.XX	±0.20	X:XXX	±0.10	±3°	1/1	5323XXSBXXBX01			
CHANGE		DIM		TOL		PROJ.		TITLE:	
16.12.27	16.12.27	±0.10	±3°	1/1	2.00 FC(IDC) Socket NPin				
MODIFICATION DESCRIPTION		DATE		REV					
NEW DRAWING		2016.01.16		A					
中盖焊打厚度由0.34改为0.38		2016.12.27		B					
REV		DATE		1					